

Adaptive MMSE Equalizer for Blind Fractionally Spaced CMA Channel Equalization through LMS Algorithm

Tara.Saikumar¹ R. Nirmala Devi² & Dr. K. Kishna Rao³

¹Department of ECE, CMR Technical Campus, JNTUH, Hyderabad, India

tara.sai437@gmail.com

²Department of EIE, KITS Warangal, India

nimala123@yahoo.com

³Department of ECE, Vaagdevi Group of Institutions, Warangal, India

ABSTRACT

The adaptive algorithm has been widely used in the digital signal processing like channel estimation, channel equalization, echo cancellation, and so on. One of the most important adaptive algorithms is the LMS algorithm. We present in this paper an multiple objective optimization approach to fast blind channel equalization. By investigating first the performance (mean-square error) of the standard fractionally spaced CMA (constant modulus algorithm) equalizer in the presence of noise, we show that CMA local minima exist near the minimum mean-square error (MMSE) equalizers. Consequently, Fractionally Spaced CMA may converge to a local minimum corresponding to a poorly designed MMSE receiver with considerable large mean-square error. The step size in the LMS algorithm decides both the convergence speed and the residual error level, the highest speed of convergence and residual error level.

KEYWORDS

Fractionally Spaced CMA, LMS, Adaptive MMSE.

1. INTRODUCTION

Blind equalization has the potential to improve the efficiency of communication systems by eliminating training signals. Difficulties of its application in wireless communications, however, are due largely to the characteristics of the propagation media multipath delays and fast fading. The challenge is achieving blind equalization using only a limited amount of data. A widely tested algorithm is the constant modulus algorithm (CMA). In the absence of noise, under the condition of the channel invertibility, the CMA converges globally for symbol-rate IIR equalizers and fractionally spaced FIR equalizers. It is shown in [9] that CMA is less affected by the ill-conditioning of the channel. However, Ding *et al.* [2] showed that CMA may **converge to some** local minimum for the symbol rate FIR equalizer. In the presence of noise, the analysis of convergence of CMA is difficult and little conclusive results are available. Another drawback of CMA is that its convergence rate may not be sufficient for fast fading channels. Another approach to the blind equalization is based on the blind channel estimation. Some of the recent eigen structure-based channel estimations require a relatively smaller data size comparing with higher-order statistical methods. However the asymptotic performance of these eigen structure-based schemes is limited by the condition of the channel [12, 13]. Specifically, the asymptotic normalized mean square error (ANMSE) is lower bounded by the condition number of the channel matrix. Unfortunately, frequency selective fading channels with long multipath delays

often result in ill-conditioned channel matrices. The key idea of this paper is to combine the approach based on minimizing the constant modulus cost and that based on matching the second-order cyclostationary statistics. The main feature of the proposed approach is the improved convergence property over the standard CMA equalization and the improved robustness for ill-conditioned channels.

2. BLIND CHANNEL EQUALIZATION AND TYPES

The field of blind channel equalization has been existence for a little over twenty years. Research during this time has centered on developing new algorithms and formulating a theoretical justification for these algorithms. Blind channel equalization is also known as a self-recovering equalization.. The objective of blind equalization is to recover the unknown input sequence to the unknown channel based solely on the probabilistic and statistical properties of the input sequence. The receiver can synchronize to the received signal and to adjust the equalizer without the training sequence. The term blind is used in this equalizer because it performs the equalization on the data without a reference signal. Instead, the blind equalizer relies on knowledge of the signal structure and its statistic to perform the equalization. 1. Blind signal is the unknown signal which would be identified in output signal with accommodated noise signal at receiver. 2. Channel equalization uses the idea & knowledge of training sequences for channel estimation where as Blind channel equalization doesn't utilizes the characteristics of training sequences for frequency and impulse response analysis of channel. 3. Blind Channel Equalization differs from channel equalization and without knowing the channel characteristics like transfer function & SNR it efficiently estimate the channel and reduces the ISI by blind signal separation at receiver side by suppressing noise in the received signal.

3. FRACTIONAL SPACED CMA - CONSTANT MODULUS ALGORITHM

In digital communication, equalizer was designed to compensate the channel distortions, through a process known as equalization. There are two types of equalization which are: 1) Trained equalization, 2) Blind (self-recovering) Equalization.

Blind equalization finds important application in data communication systems. In data communications, digital signals are generated and transmitted by the sender through an analog channel to the receiver. Linear channel distortion as a result off limited channel bandwidth, multipath and fading is often the most serious distortion in digital communication system. Blind equalization improves system bandwidth efficient by avoiding the use of training sequence. The linear channel distortion, known as the Inter-symbol interference (ISI), can severely corrupt the transmitted signal and make it difficult for the receiver to directly recover the transmitted data. Channel equalization and identification has proven to be an effective means to compensate the linear distortion by removing much of the ISI.

Channel Equalization:

A typical communication system design involves first passing the signal to be transmitted through a whitening filter to reduce redundancy or correlation and then transmitting the resultant whitened signal. At the receiver, the recorded signal is passed through the inverse whitening filter and the original signal is thus restored. However, the channel will affect the transmitted signal because of a) Channel noise b) Channel dispersion leading to inter symbol interference. For example, by reflection of the transmitted signal from various objects such as buildings in the transmission path, leading to echoes of the transmitted signal appearing in the receiver. Therefore, it is necessary to pass the received signal through a so called equalizing filter to undo the dispersion effect as shown in figure 2 below. Equalization compensates for Inter symbol Interference (ISI) created by multi path within time dispersive Channel message signal whitening signal receiver.

Blind Channel Equalization:

The field of blind channel equalization has been existence for a little over twenty years. Research during this time has centered on developing new algorithms and formulating a theoretical justification for these algorithms. Blind channel equalization is also known as a self-recovering equalization. The objective of blind equalization is to recover the unknown input sequence to the unknown channel based solely on the probabilistic and statistical properties of the input sequence. The receiver can synchronize to the received signal and to adjust the equalizer without the training sequence. The term blind is used in this equalizer because it performs the equalization on the data without a reference signal. Instead, the blind equalizer relies on knowledge of the signal structure and its statistic to perform the equalization. A natural question from for direct adaptive equalization with training is, "How can we adapt our filter F, without the use of a training signal". Figure 2 shows such a system. There has been extensive research on this subject for single user applications as well as multi-user applications. The Constant Modulus Algorithm is one such algorithm employed for the blind adaptation problem.

Fractional spaced CMA used to directly estimate equalizer f . It is similar to CMA. In fractional space it is global convergences.

$$\min J = E \left[(|f^H X(n)|^2 - R_z)^2 \right] \text{-----(a)}$$

Update rule:

$$f_{n+1} = f_n - \mu E(|f^H X(n)|^2 - R_z) X(n) X^H(n) f_n \text{-----(b)}$$

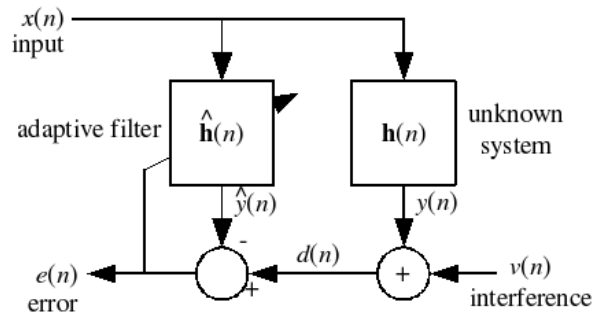
Algorithm:

1. Construct the received sample space.
2. Construct the sample vector $X(n)$.
3. For $n=1,2,\dots$
 Update function (b)
 Calculate instant error
4. Check SER.

4. LMS ALGORITHM

Usually, the adaptive algorithm consists of a transfer filter for processing the input single and an algorithm unit for update the transfer filter's coefficients. $x(n)$ is the input signal; $w(n) = [w_0, w_1, w_2, \dots, w_l]$ is the vector of the transfer filter's coefficients; $d(n)$ is the desired output of the transfer filter; $y(n)$ is the output of the transfer filter; $e(n)$ is the error value, and it can be written as:

$$e(n) = d(n) - \hat{y}(n) \text{-----1}$$



The Adaptive algorithm unit represents some algorithm to update the coefficients of the transfer filter. For LMS algorithm, the method to update the coefficients of the transfer filter is given as follows:

$$w(n) = w(n+1) + \mu^* x(n) * e(n) \text{ -----2}$$

μ , is the step of LMS algorithm.

The main drawback of the "pure" LMS algorithm is that it is sensitive to the scaling of its input $x(n)$. This makes it very hard (if not impossible) to choose a learning rate μ that guarantees stability of the algorithm. The LMS algorithm can be summarised as:

Parameters: p = filter order μ = step size Initialization: $\hat{h}(0) = 0$

Computation: For $n = 0, 1, 2, \dots$

$$X(n) = [x(n), x(n-1), \dots, x(n-p+1)]^T$$

$$e(n) = d(n) - \hat{h}^H(n) X(n) \quad \hat{h}(n+1) = \hat{h}(n) + \frac{\mu e^*(n) X(n)}{X^H(n) X(n)}$$

5. ADAPTIVE MMSE EQUALIZER

The Sampled signal after MMSE Equalizer can be expressed in matrix form as

$$\hat{s}(i) = w^H y(i) \text{ ----(3)}$$

Where $y(i) = H^T(i)s(i) + n(i)$, -----4

M is the length of the MMSE Equalizer: $w = [w_1, w_2, w_3, w_4, w_5, \dots, w_M]^T$ is the equalizer

coefficients vector; Then the error signal $e(i)$ is given by $e(i) = d(i) - \hat{s}(i)$ ----(5)

where $d(i)$ is the desired response. For MMSE equalizer, $d(i) = s(i+D)$, D is a time delay parameter which is $L+1$ usually. The MMSE criterion is used to derive the optimal equalizer coefficients vector w :

$$w = \text{minimize } E\{|e|^2\} \text{ -----6}$$

We make the assumption that signal $s(i)$ and noise $n(i)$ are independent identity distribution stochastic

Variable and uncorrelated each other, then the equalizer coefficients vector w can be expressed as[2]:

$$w = (H^H H + \frac{1}{SNR} I)^{-1} H^H \delta_D \text{ ----(7)}$$

Where $\delta_D = [0 \dots \dots 1_D; 0 \dots \dots \dots 0]_{1 \times (L+M-1)}^T$ $SNR = \frac{\sigma_s^2}{\sigma_n^2}$ denotes the signal noise ratio

I is $M \times M$ identity matrix.

To reduce the complexity caused by matrix inversion of ideal MMSE equalizer, we propose an adaptive MMSE equalizer algorithm. In code-multiplexed pilot CDMA systems, conventional adaptive equalizer is difficult to implement for lack of reference signal. In this paper, the steepest descent method [4] is used to derive adaptive equalizer algorithm in code-multiplexed pilot CDMA systems.

According to Eqn.3 and Eqn.5, the mean square error (MSE) J can be expressed as $J(w) = E[e(i)e(i)^*] = \sigma_s^2 - w^H p - p^H w + w^H R w$ ----(8)

where autocorrelation matrix $R = E[y(i)y^H(i)]$; cross-correlation vector $p = E[y(i)d^*(i)]$, σ_s^2 denotes the

signal power; $(.)^*$ represents conjugate operation. Because the wireless channel is time-varying, the equalizer coefficients vector w must be updated real time. Conventional adaptive algorithm requires reference signal $d(i)$, while in the downlink of code-multiplexed pilot CDMA systems, $d(i)$ is difficult to distill. To resolve this problem, the steepest decent method is used. From Eqn.8, the gradient vector is

$$\frac{\partial J(w)}{\partial w} = -2p + 2Rw \text{ ---(9)}$$

then the equalizer coefficients updating equation is $w(i+1) = w(i) + 2\mu[p - R w(i)]$ ----10 where parameter μ is a positive real-valued constant which controls the size of the incremental correction applied to the equalizer coefficients vector.

For the autocorrelation matrix:

$$\begin{aligned} R &= E[y(i)y^H(i)] \\ R &= E[s(i)s^H(i)]\{H^H(i)H(i)\}^T + E[n(i)n^H(i)] \text{ ---11} \\ R &= \sigma_s^2 \{H^H(i)H(i)\}^T + \sigma_n^2 I \end{aligned}$$

the cross-correlation vector

$$\begin{aligned} p &= E[y(i)d^*(i)] = E[(H^T(i)s(i) + n(s))s^*(i-D)] \text{ -----(12)} \\ p &= \sigma_s^2 H^T(i)\delta_D \end{aligned}$$

From Eqn.7,8,9, we can obtain the time recursive equation of MMSE equalizer by:

$$w(i+1) = w(i) + 2\mu\sigma_s^2 [H^T(i)\delta_D - \{H^H(i)H(i)\}^T w(i) + \frac{1}{SNR} I w(i)] \text{ ----13}$$

As can be seen from Eqn.13, the updating process avoids the matrix inversion operation. On the other hand, the updating process abstains the requirement to store the autocorrelation matrix $\mathbf{R}(i)$ and only the equalizer coefficients vector of last time is needed. From Eqn.13 we know, the channel convolution matrix $\mathbf{H}(i)$ is required to update the equalizer coefficients vector.

For CMA, channel response can be estimated through code-multiplexed pilot. In this paper, the low complexity sliding-window method is used to estimate the channel coefficients, which can be expressed as

$$\hat{\beta}_l(i) = \frac{1}{2\sqrt{\alpha p w(i+1)T_s}} \int_{\tau_l + (i-\frac{w}{2})T_s}^{\tau_l + (i+\frac{w}{2})T_s} y(t)c_p^*(t-\tau_l)dt \text{----- (14)}$$

where $\hat{\beta}_l(i)$ is estimation of the complex gain of l -th path; w is the length of sliding-window in symbols and should be selected properly according to the varying speed of the channel.

5. EXPERIMENTAL RESULTS

The performances for the Adaptive MMSE and adaptive CMA algorithm through and NLMS algorithm is experimental performed with accurate figures from 1-4.

The performances of the channel estimation is an analyze in such a way that transmitted bits and receiver bits, Equalizers and very important task that is Convergences.

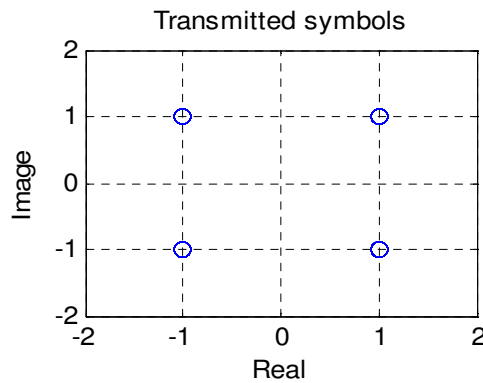


Figure 1: Transmitter symbols of Fractional-CMA

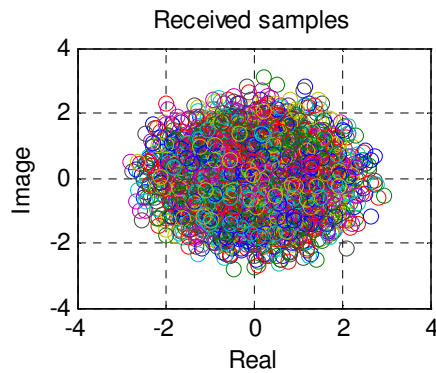


Figure 2: Receiver sample

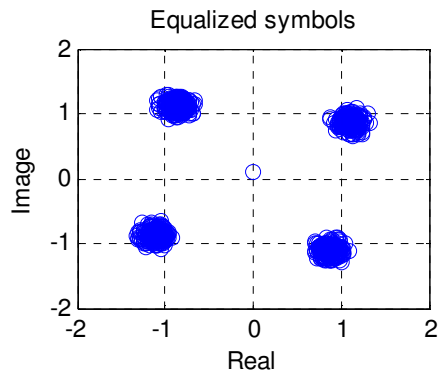


Figure 3: Adaptive Fractional- CMA Equalizer

The first figures from 1-4 are obtained for Adaptive CMA Equalizer, with more efficient for equalization and convergences. Secondly from figure 5-8 are obtained for an Adaptive MMSE equalizer through LMS algorithm. The efficient of equalization and convergences is too good. The time complexity is very less and more efficient for advance communication systems.

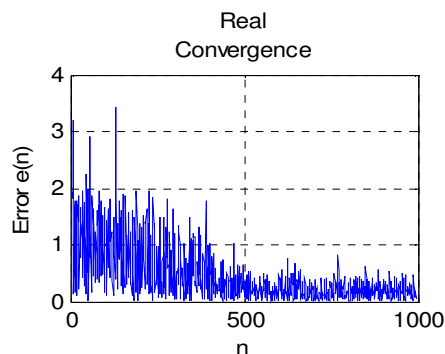


Figure 4: Adaptive MMSE Equalizer through LMS

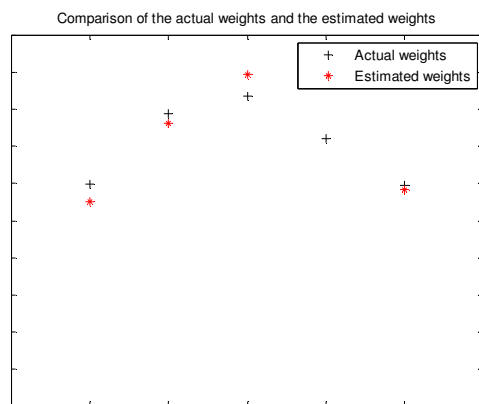


Figure 5: Comparison of the actual weight and estimated weight

6. CONCLUSIONS

In this paper, Aim at conventional Rake receiver can't satisfy the performance requirement in high data rate transmission, while ideal MMSE equalizer is difficult to real-time implement because its large computational complexity, a low complexity adaptive MMSE equalizer algorithm is proposed. In future conclusion, the proposed low complexity adaptive MMSE equalizer in code-multiplexed CDMA system can be proposed and this system has better practical application value.

REFERENCES

- [1] T. P. Krauss, M. D. Zoltowski, and G. Leus : 'Simple MMSE equalizers for CDMA downlink to restore chip sequence : Comparison to Zero-Forcing and Rake', ICASSP, May 2000, Vol. 5, pp.2865-2868
- [2] K. Hooli, M. Latva-aho, and M. Juntti : 'Multiple access interference suppression with linear chip equalizers in WCDMA downlink receivers', GLOBECOM, Dec. 1999, Vol. General Conference (Part A), pp.467-471
- [3] L. Mailaender : 'Low-complexity implementation of CDMA downlink equalization. 3G mobile communication technologies', No.477, pp396~400.
- [4] S. Haykin : 'Adaptive Filter Theory', Prentice Hall, third edition, 1996
- [5] Gene H. Golub and Charles F. Van Loan : 'Matrix Computation', The Johns Hopkins University Press, third edition, 1996
- [6] J. Shynk : 'Frequency-domain and multirate adaptive filtering', IEEE Signal Processing Magazine, Vol.9, pp.14-39, Jan.1992
- [7] Godard, D. N., "Self-recovering equalization and carrier tracking in two-dimensional data communication systems," IEEE Trans. on Communications.
- [8] Fijalkow, I., C. E. Manlove, and C. R. Johnson, Jr., "Adaptive fractionally spaced blind CMA equalization: Excess MSE," IEEE Trans. on Signal Processing, Vol. 46, No. 1, 227-231, 1998.
- [9] Ding, Z., R. A. Kennedy, B. D. O. Anderson and C. R. Johnson, Jr., "Ill-convergence of godard blind equalizers in data communication systems," IEEE Trans. On Communications, Vol. 39.
- [10] Johnson, Jr., C. R., S. Dasgupta, and W. A. Sethares, "Averaging analysis of local stability of a real constant modulus algorithm adaptive filter," IEEE
- [11] Brown, D.R., P. B. Schniter, and C. R. Johnson, Jr., "Computationally efficient blind equalization," 35th Annual Allerton Conference on Communication, Control, and Computing, September 1997.
- [12] Casas, R. A., C. R. Johnson, Jr., R. A. Kennedy, Z. Ding, and R. Malmut, "Blind adaptive decision feedback equalization: A class of channels resulting in illconvergence from a zero initialization," International Journal on Adaptive Control and Signal Processing Special Issue on Adaptive Channel Equalization.
- [13] Johnson, Jr., C. R. and B. D. O. Anderson, "Godard blind equalizer error surface characteristics: White, zero mean, binary source case," International Journal of Adaptive Control and Signal Processing, Vol. 9, 301-324.
- [14] <http://en.wikipedia.org/lms>.

Authors



Tara.Saikumar was born in 1987 in Hyderabad, India. He received the B.Tech. degree in Electronics and Communication Engineering from Joginpally .B.R. Engineering College, Jawaharlal Nehru Technical University, Hyderabad in 2008. and the M.Tech. degree from Kakatiya Institute of Technology and Science(KITS), Warangal, India, in 2010 . He is the university topper in his M.Tech, KITS, Warangal and also received gold medal from Dr.D.N.Reddy vice-chancellor JNTUH in his B.Tech for his excellence 2004-2008. He has more than 35 papers in his credit, International journal, International and National Conferences. He is a life member of IACSIT, and UAEEE. He got Best paper award in 2011.

He is currently a Asst Professor with the Dept of Electronics and Communication Engineering, CMR Technical Campus, Hyderabad. His research interests include digital image processing, digital signal processing, communication and neural network.