

DESIGN OF SOFT VITERBI ALGORITHM DECODER ENHANCED WITH NON-TRANSMITTABLE CODEWORDS FOR STORAGE MEDIA

Kilavo Hassan¹, Kisangiri Michael¹, and Salehe I. Mrutu²

¹Nelson Mandela African Institution of Science and Technology, School of Computational and Communication Science and Engineering, P. o. box 449 Arusha, Tanzania.

²University of Dodoma, College of Informatics and Virtual Education, P. o. box 490 Dodoma, Tanzania

ABSTRACT

Viterbi Algorithm Decoder Enhanced with Non-transmittable Codewords is one of the best decoding algorithm which effectively improves forward error correction performance. However Viterbi decoder enhanced with NTCs is not yet designed to work in storage media devices. Currently Reed Solomon (RS) Algorithm is almost the dominant algorithm used in correcting error in storage media. Conversely, recent studies show that there still exist low reliability of data in storage media while the demand for storage media increases drastically. This study proposes a design of the Soft Viterbi Algorithm decoder enhanced with Non-transmittable Codewords (SVAD-NTCs) to be used in storage media for error correction. Matlab simulation was used in this design in order to investigate behavior and effectiveness of SVAD-NTCs in correcting errors in data retrieving from storage media. Sample data of one million bits are randomly generated, Additive White Gaussian Noise (AWGN) was used as data distortion model and Binary Phase-Shift Keying (BPSK) was applied for simulation modulation. Results show that, behaviors of SVAD-NTC performance increase as you increase the NTCs, but beyond 6NTCs there is no significant change and SVAD-NTCs design drastically reduce the total residual error from 216,878 of Reed Solomon to 23,900.

KEYWORDS: SVAD-NTCs, Viterbi, Soft decision, NTCs, RS

1. INTRODUCTION

Storage media devices are highly demanded in almost every section including individual users, personal computers, mobile devices, data servers, cloud computing etc. As information technology advances, the demand for data storage media increases drastically [1, 2]. The storage media can be categorized into three different models namely, directly attached storage, network attached storage and storage area network [3]. Essentially, reliability of storage media is very important to minimize data loss.

The data storage industry faces challenges including devices limited lifetime, reliability, and failure. Yet, most data storage industries do not research on improving reliable and fault tolerant devices. They rather work hard in improving backup and recovery systems [1, 3]. Among all types of storage media, Hard disk drives seem to have higher reliability or life span of about 3 to 5 years. However, in serious business hard disk drives are tied in Redundancy Array of Independent Disks (RAID) systems with higher frequencies of backups which indicate low trust of users on the devices and other possible environmental catastrophic events. The paper by Microsoft researcher in 2010 [4] show that the majority hard disks are replaced and found to have fault. It was reported that about 78% of all reported hardware replaced in Microsoft data centers are hard disks [4, 5].

“An analysis yields the following results. 70% of all server failures is due to hard disks, 6% due to RAID controller 5% due to memory and the rest (18%) due to other factors. Thus, hard disks are not only the most replaced component, but also are the most dominant reason behind server failure” [4]. The stored data reliability can be increased by improving error correction or recovery mechanism in storage media[1].

The introduction of locked convolutional encoder to encode data and Viterbi Algorithm decoder enhanced with NTCs in Forward Error Correction (FEC) invites researches of the technique in storage media to enhance data reliability [6, 7]. This new technique reduces the computation complexity while maintaining superiority in performance[8]. Computation complexity was one of the drawbacks of the application of convolutional codes in storage media. Currently Reed Solomon is almost the dominant algorithm used in storage media error correction, However storage media failure cases are still reported rampantly. Therefore, researchers in this paper propose a design of error correction mechanism (locked Convolutional encoder with Enhanced Viterbi Algorithm decoder) that can be applied in storage media to enhance reliability. The rest of this work is organized as follows: Section 2, designing of the proposed model; Section 3, simulation of the designed algorithm; Section 4, discussion and results, and Section 5 Conclusion and further recommendations.

2. DESIGN OF PROPOSED MODEL

The proposed model involves the following sub processes; data encoding using locked convolutional encoder on the data writing to the storage media and Soft Viterbi Algorithm Decoder Enhanced with NTCs during data reading process.

2.1. Locked Convolutional Encoder

Convolutional codes were first introduced by Elias in 1955[9, 10]. Since then they have been very popular in practical application. Convolutional codes work with data sequentially[11, 12]. Likewise, Convolutional codes have more powerful correcting capabilities than the block codes[13]. The codes are not only sometimes superior to block codes but also relatively simple to decode[14]. Essentially, Convolutional codes contain memory (m) and its encoding process is dependent on the current and previous message input. It has three parameter n , k and v , where n is the code words length, k is the message length and v is the constraint length which is defined as the number of previous messages involved, m plus 1, where m is the memory[15].

Convolutional code can be decoded by either sequential decoding or Viterbi decoding[16]. Convolutional encoding and Viterbi decoding are one of the powerful forward error correction techniques [12, 17, 18]. This design will focus on the Viterbi decoding because it is one of the powerful method for error correction and also due to the introduction of NTCs on Viterbi decoder. Viterbi algorithm can be a computer intensive kernel in Hidden Markov model based sequence alignment application [19-21].

To be able to use the technique of Non-Transmittable Codewords (NTCs) in data retrieving process from the storage media we need to use locked convolutional Encoder when writing data into storage media. Convolutional encoder uses finite state machines and that means the finite state diagram will be used to define the internal operation of the encoder. The encoding process involves addition of lock bit i.e. addition of zero or one bit before submitting to the convolutional encoder to make it compatible with the decoding side. Locking binary convolutional encoder is what we call locked convolutional encoder. Locking a binary convolutional encoder does not need changes on the internal structure of the convolutional encoder. Convolutional encoder can be locked by adding either two low bit (zero, zero i.e. 00) or high bit (one, one i.e. 11) after every

data bit that will be decoded[6, 7]. Referring to Figure 1, locking by lower locked encoder ignores state three (i.e. S_3) and by locking the higher end locked encoder ignores state zero (i.e. S_0). Ignoring those states does not change anything, both will work perfectly with the three other remaining states.

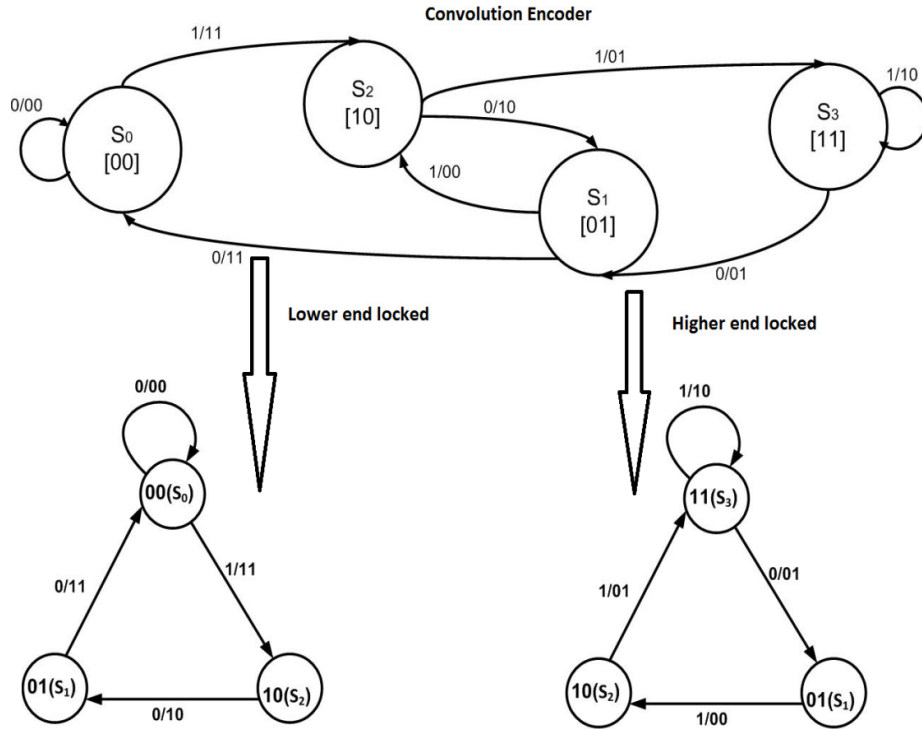


Figure 1: Convolutional Encoder and Locked Convolutional Encoder [6]

2.2. Soft Viterbi Decoder

The Viterbi decoder can be either hard or soft decision decoding[22]. In hard decision the received symbol at a sampling instant and quantizer, quantizes the sample value to either ‘0’ or ‘1’. Simply the hard decision decides whether the received bit is a one or zero by setting the threshold as shown in Figure 2. On the other hand in soft decision the quantizer is a multilevel quantizer[23]. It tries to improve the error correcting capability by utilizing the information concerning the reliability of the received symbol and not threshold setting for this case[24], as indicated in Figure 3. In Soft decision decoding, the received codewords are compared with all possible codewords and the codewords which give the minimum Euclidean distance is selected. When reading the data, there are sequences of voltage samples corresponding to the parity bits that the transmitter has sent. The decoder is given stream voltage samples and uses that analog information in digitized form using analog to digital conversion in decoding data. Thus, the soft decision decoding improves the decision making process by supplying additional reliability information[24]. The read sequence is a real value and we do not put the threshold because it is Soft decision. It involves add, compare and select to find the minimum metric paths Euclidean distance and select the choice of the minimum metric path called the survivor path[25]. The soft decision voltage levels of the received signal at each sampling instant are different as shown in Figure 3. The calculation of the Euclidean distance for the soft decision block is calculated by using the received signal and all possible codewords. You can use either the minim or maximum

Euclidean distance. The soft decision uses all the voltage levels in this case in making decision. Using Soft decision decoding scheme will improve the performance of the receiver by approximately 2dB when compared to hard decision[14]. If the readsequence $r = m + e$ (i.e. read signal 0.7V, 0.4V, 0.2V) where m is a convolutional code sequence and e is an error. The soft Viterbi algorithm examines the trellis diagram for an all zero state to all zero state path whose output sequence is closest to r in terms of Euclidean distance. Finally, it takes the encoder input sequence corresponding to the optimal path to be the most likely message sequence. The output codewords is written to storage media where 0 is written as '0Volts' and 1 as '1Volts'. The signal corrupts when copied to the storage media and it is read as a distorted data. The soft decision calculates the Euclidean distance between the readsignal and all possible codewords. The decoder then selects the minimum Euclidean distance that matches to the codewords which were written. The soft decision uses all information of the different voltage levels in the process of making decision.

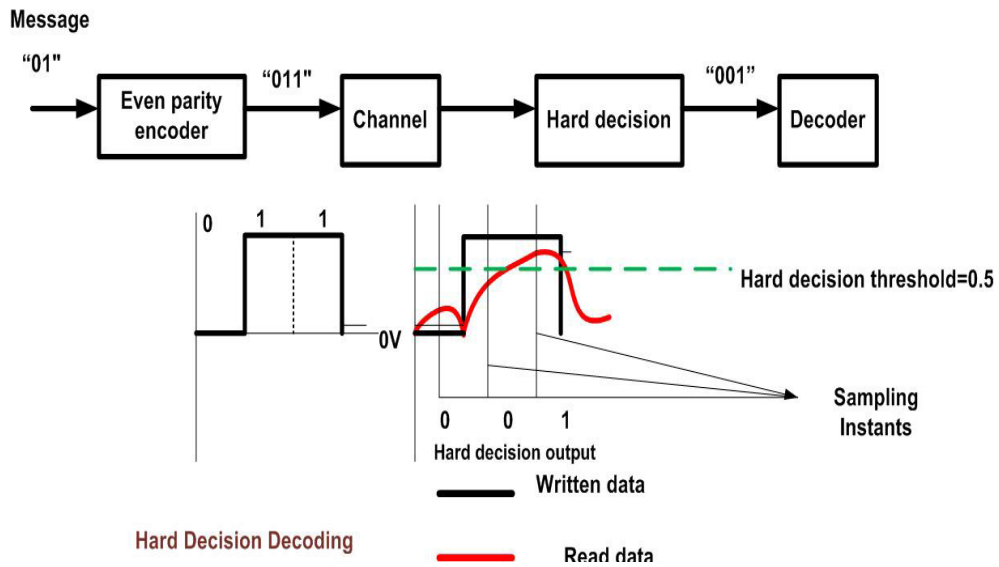


Figure 2: Hard Decision Decoding [14]

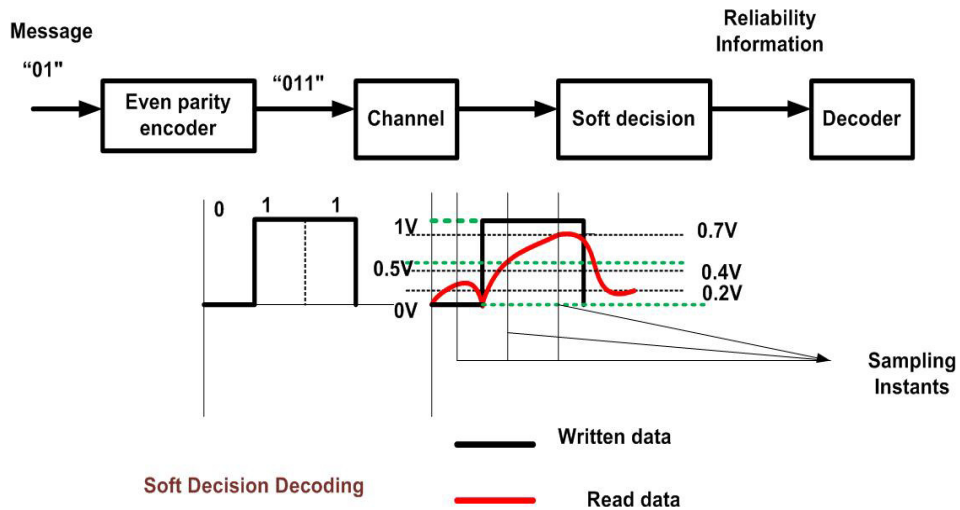


Figure 3: Soft Decision Decoding[14]

Soft decision decoding compares the read codewords with all other possible codewords which give the minimum Euclidean distance. The decoding works on quantized real values because they use a multilevel soft value to represent the output bit.

Simple explanation takes;

Message => $M_s = (1,0,1,0)$

Message after Modulation $M_d = ((1, 1), (1, -1), (1, -1), (1, -1))$

The read message $M_r = ((0.7,0.8), (0.9, -0.7), (-0.7,0.6), (0.4, -0.8))$

Through the Euclidean distance we can get back to $M_s = (1,0,1,0)$

Figure 4 is the trellis diagram of 1/2Viterbi decoder with four states S_0, S_1, S_2 and S_3 . The original codewords written to the storage media devices were $(1, 1), (1, -1), (1,-1), (1,-1)$ and the read codewords were $(0.7, 0.8), (0.9, -0.7), (-0.7, 0.6)$ and $(0.4, -0.8)$. Euclidean distance with its cumulative value for all the paths is at time T. The obtained cumulative distance is compared where the minimum cumulative Euclidian distance indicates the correct path. For example, at time $T=0$, we have a cumulative distance of 6.13 from S_0 to S_0 , and 0.13 from S_0 to S_1 . In this case, our path will be S_0 to S_1 because it has the minimum cumulative Euclidian distance. At time $T=4$, we have a cumulative distance of 5.28 from S_0 to S_0 , 6.88 from S_0 to S_1 , 10.48 from S_2 to S_0 , 3.23 from S_1 to S_2 , 8.88 from S_2 to S_1 , 8.08 from S_1 to S_3 , 14.48 from S_3 to S_2 and 9.68 from S_3 to S_3 . At this time, the minimum cumulative Euclidian distance is 3.23 which determines our survivor path.

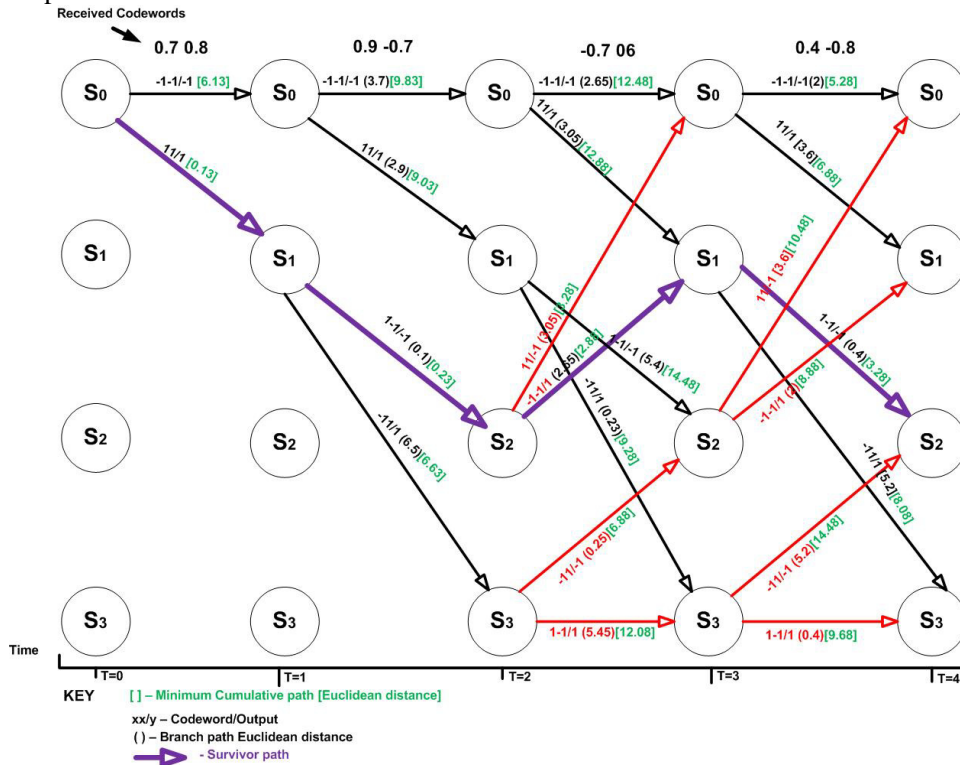


Figure 4: Trellis Diagram Showing Soft Viterbi Algorithm Decoder

1.1. Enhanced Soft Viterbi Algorithm Decoder (SVAD-NTCs)

Soft Viterbi Algorithm Decoder that is enhanced with Non Transmittable codewords (NTCs) is used in this design. Viterbi algorithm decoder has special characteristics which enable it to use Non Transmittable Codewords (NTCs) during the reading process [26]. The Non-Transmittable Codewords (NTCs) are the addition of bits to the codewords just before submitting to the Viterbi algorithm decoder in order to improve performance of the decoder. In this design, the NTCs that can be used are either two one-one bits (i.e. 11) for lower end locked encoder or two (-one)-(-one) bits (i.e. -1-1) for higher end locked encoder during the decoding process in soft decision decoding. The behavior of the NTCs show that beyond 6 NTCs there is no significant change on the performance and, this means only 6 NTCs will be used. The additional bits (NTCs) make the Enhanced Soft Viterbi Algorithm decoder stable. The added NTCs are removed after the data decoding process.

1.2. Proposed Model

Figure 5 is the proposed model for SVAD-NTCs. The data are randomly generated by a binary generator and then sent to the locked convolutional encoder. Then additional of lock bit i.e. zero-zero in the locked convolutional encoder before data are written into the storage media. Data source encoded by Locked convolutional encoder so that it can be possible to decode them through Soft Viterbi decoder enhanced with NTCs. The encoded data are modulated and written to the storage media devices. In the storage media, it is where data can be distorted or corrupted thus making us fail to retrieve the stored data. To be able to retrieve the corrupted data you have to use powerful algorithm which will be able to recover the corrupted data. In this case the stored data will be retrieved by using Soft Viterbi Algorithm decoder enhanced with NTCs (SVAD-NTCs) to get the original data. In reading data from the storage media the data are demodulated then, addition bits are added to the demodulated data before they are sent to SVAD-NTCs. These addition bits are the Non-Transmittable Codewords (NTCs) which will be negative one-negative one. For this case, six NTCs will be added to the read codewords. After decoding using SVAD-NTCs addition bits both lock bits and NTCs are removed to get the original data.

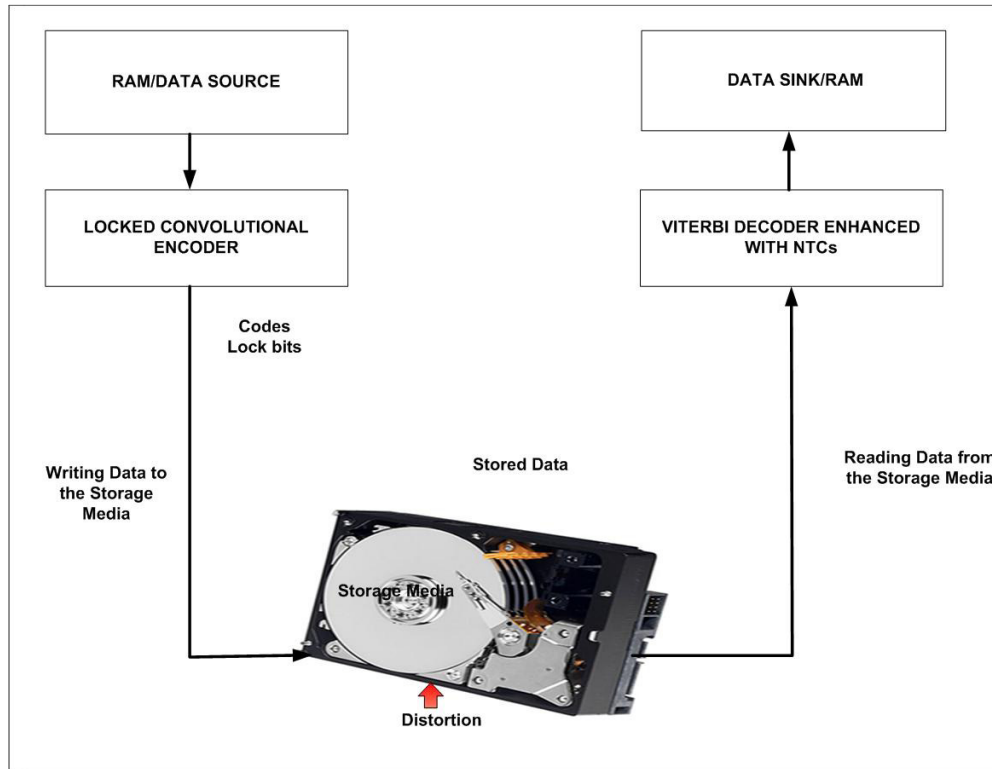


Figure 5: Proposed Model

3. SIMULATION

One million data bits were randomly generated by random function, where the obtained set is duplicated into two copies. The first copy is submitted to the locked convolutional encoder for lock bit addition and encoding. The second copy is sent to the Reed Solomon encoder. Both data are then modulated by Binary Phase Shift Keying (BPSK). Both sets are subjected to Additive White Gaussian Noise (AWGN) that mimic the storage media distortion. After distortion, both sets are demodulated and then each set is submitted to its corresponding decoder. Data coming from the Reed Solomon decoder are submitted to Reed Solomon decoder for decoding to obtain the final set which is compared to the original data set. Six NTCs are added to data coming from the Locked Convolutional encoder and then submitted to the enhanced Soft Viterbi Algorithm decoder. After the decoding process, both lock bit and NTCs are removed leaving behind a set of data to be compared to the original data set. Eventually a set with minimum divergence from the original set is identified. Figure 6 is the simulation block diagram.

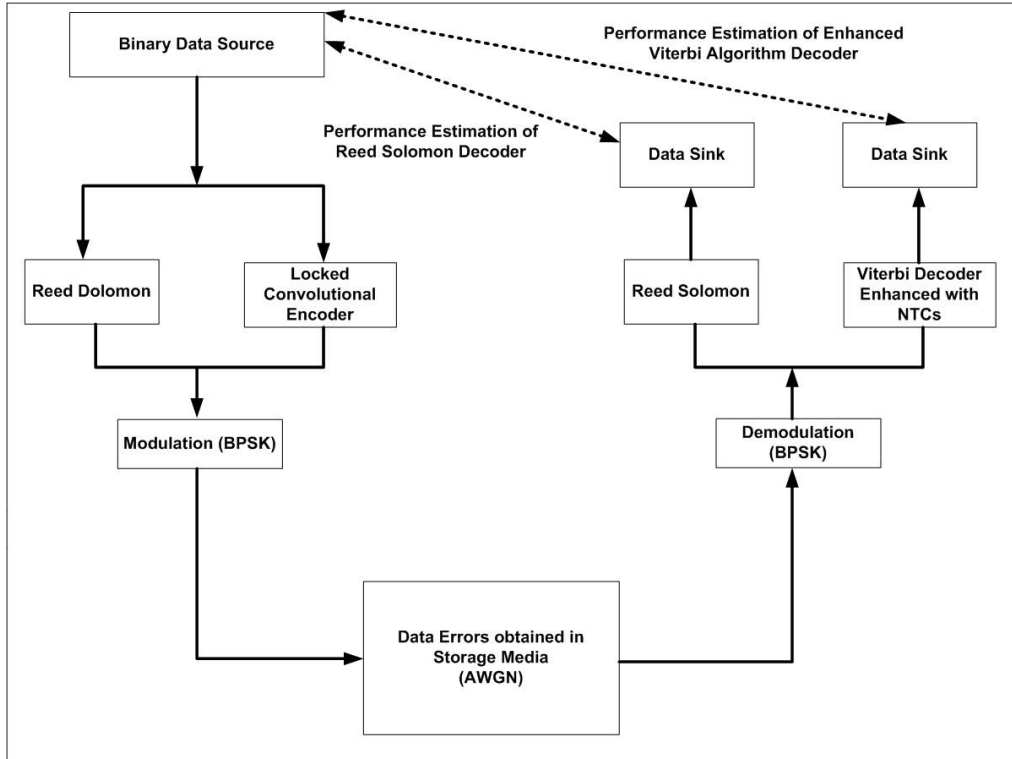


Figure 6: Simulation Block Diagram

4. DISCUSSION

The collected data from both SVAD-NTCs and Reed Solomon algorithm were compared with the original data set. Table 1 shows the comparison of the residual error whereas signal to noise ration 6 and above the SVAD-NTCs was able to correct almost all errors from the storage media. It was able to correct the error by 99.9966%. As E_b/N_0 ration in dB becomes small, that means there are more errors and the residual is high. Both algorithms showed their strength at this point which was important to see their strength in correcting the error. For example, at E_b/N_0 equal to 1, SVAD-NTCs was able to correct the errors and remain with only 13,973 out of one million, and the Reed Solomon corrected and remained with 78,933 out of one million which is around 6 times better than the Reed Solomon. Generally, the results show that SVAD-NTCs design has reduced the total residual errors from 216,878 of Reed Solomon to 23,900. Results show the improved ability in correcting the residual error. Again, this results indicate that SVAD-NTCs increases performance and reliability of the storage media and we recommend the researchers to work on this technique and implementation on storage media devices should be considered.

Table 1: Residual Error for SVAD-NTCs and Reed Solomon Algorithm

E_b/N_0	RS Residual errors after decoding	SVAD-NTCs Residual errors after decoding
1	78933	13972
2	56335	6352
3	37208	2548
4	22744	786
5	12274	197

6	6035	41
7	2350	4
8	760	0
9	212	0
10	22	0
11	5	0
Total	216,878	23900

Figure 6 compares error correction strength of RS Algorithm decoder and SVAD-NTCs decoder. Where at signal to noise ratio 1 the graph shows that the residual errors are below 14,000 for the SVAD-NTCs and below 80,000 for Reed Solomon decoder. At signal to noise ratio 4, SVAD-NTCs show that they can correct almost all the residual errors while at the same point the RS still remains with more than 22,000 residual errors. At signal to noise ratio 8 RS algorithm decoder corrects almost all the errors which are 4dB less than the SVAD-NTCs can perform. As the distortion decreases the signal to noise ratio increases. But our interest is when the signal to noise ratio is small. At this point, the SVAD-NTCs perform better than the RS.

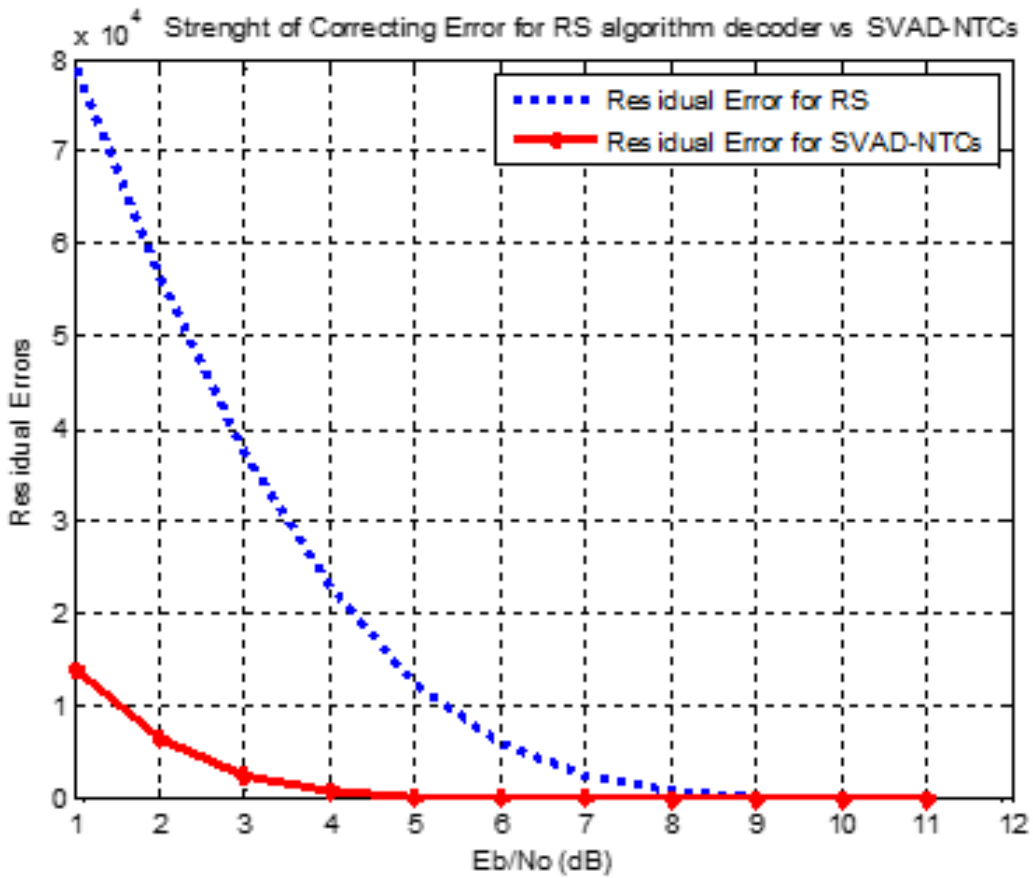


Figure 7: Errors Correction Strength for RS Vs SVAD-NTCs Decoder

5. CONCLUSION

This paper implemented design of the Soft Viterbi Algorithm Decoder enhanced with Non-Transmittable Codewords which is proposed to be used in the storage media. The locked convolutional encoder and SVAD-NTCs were implemented in design. BPSK and AWGN were used in Matlab simulation to evaluate the parameter of the model. The simulation results show that SVAD-NTCs are more powerful in error correction which is 6 times better than Reed Solomon algorithm in the residual errors. At 4dB the SVAD-NTCs corrects almost all the residual errors while the RS does it at 8dB. This means that the SVAD-NTCs is 4 times better than the RS algorithm. This indicates that the design can improve storage media reliability. Therefore, it is recommended that further research should be on the proposed algorithm (SVAD-NTCs) to increase the storage media reliability.

REFERENCE

- [1] K. Hassan, K. Michael, and S. I. Mrutu, "Forward Error Correction for Storage Media: An Overview," *International Journal of Computer Science and Information Security*, vol. 13, p. 32, 2015.
- [2] Y. Kim, "An empirical study of redundant array of independent solid-state drives (RAIS)," *Cluster Computing*, vol. 18, pp. 963-977, 2015.
- [3] A. Gupta, Y. Kim, and B. Urgaonkar, DFTL: a flash translation layer employing demand-based selective caching of page-level address mappings vol. 44: ACM, 2009.
- [4] K. V. Vishwanath and N. Nagappan, "Characterizing cloud computing hardware reliability," in *Proceedings of the 1st ACM symposium on Cloud computing*, 2010, pp. 193-204.
- [5] S. Huang, S. Fu, Q. Zhang, and W. Shi, "Characterizing disk failures with quantified disk degradation signatures: An early experience," in *Workload Characterization (IISWC)*, 2015 IEEE International Symposium on, 2015, pp. 150-159.
- [6] S. I. Mrutu, A. Sam, and N. H. Mvungi, "Performance of Binary Locked Convolutional Codes with Non-Transmittable Codewords in Flat and Slow Rayleigh-Fading Channel," *International Journal of Computer Applications*, vol. 106, 2014.
- [7] S. I. Mrutu, A. Sam, and N. H. Mvungi, "Assessment of Non Transmittable Codewords Enhancement to Viterbi Algorithm Decoding," *International Journal of Computer Science and Information Security*, vol. 12, p. 13, 2014.
- [8] S. I. Mrutu, A. Sam, and N. H. Mvungi, "Forward Error Correction Convolutional Codes for RTAs' Networks: An Overview," *International Journal of Computer Network and Information Security*, vol. 6, p. 19, 2014.
- [9] A. S. Mousa, A. Taman, and F. Mahmoud, "Implementation of Soft Decision Viterbi Decoder Based on a Digital Signal Processor," in *International Journal of Engineering Research and Technology*, 2015.
- [10] C. J. Becker and K. B. Traylor, "Error correcting Viterbi decoder," ed: Google Patents, 2012.
- [11] S. B. Wicker, *Error control systems for digital communication and storage vol. 1*: Prentice hall Englewood Cliffs, 1995.
- [12] K. Katta, "Design of Convolutional Encoder and Viterbi Decoder using MATLAB," *International Journal for Research in Emerging Science and Technology*, vol. 7, 2014.
- [13] M. V. G. G. Jadhao, Prafulla D, "Performance Analysis of Linear Block Code, Convolution code and Concatenated code to Study Their Comparative Effectiveness," 2012.
- [14] Y. Jiang, *A practical guide to error-control coding using Matlab*: Artech House, 2010.
- [15] M. K. Rambabu, "Implementation of Convolution Encoder and Viterbi Decoder for Constraint Length 7 and Bit Rate 1/2," *Int. Journal of Engineering Research and Applications*, vol. 3, pp. 42-46, 2013.
- [16] H. Ardö, K. Åström, and R. Berthilsson, "Online Viterbi Optimisation for Simple Event Detection in Video," in *International Computer Vision Summer School 2007*, 2007.
- [17] A. Sood and N. Sah, "Implementation of forward error correction technique using Convolutional Encoding with Viterbi Decoding."
- [18] G. Sargent, F. Bimbot, and E. Vincent, "A regularity-constrained Viterbi algorithm and its application to the structural segmentation of songs," in *International Society for Music Information Retrieval Conference (ISMIR)*, 2011.

- [19] Z. Du, Z. Yin, and D. A. Bader, "A tile-based parallel Viterbi algorithm for biological sequence alignment on GPU with CUDA," in *Parallel & Distributed Processing, Workshops and Phd Forum (IPDPSW)*, 2010 IEEE International Symposium on, 2010, pp. 1-8.
- [20] M. Collins, "Discriminative training methods for hidden markov models: Theory and experiments with perceptron algorithms," in *Proceedings of the ACL-02 conference on Empirical methods in natural language processing-Volume 10*, 2002, pp. 1-8.
- [21] G. W. Slade, "The Viterbi algorithm demystified," ed: Dec, 2012.
- [22] R. Vijay, S. Mrinalee, and G. Mathur, "COMPARISON BETWEEN VITERBI ALGORITHM SOFT AND HARD DECISION DECODING," *Journal of Information Systems and Communication*, vol. 3, p. 193, 2012.
- [23] M. Gerber, T. Kaufmann, and B. Pfister, "Extended Viterbi algorithm for optimized word HMMs," in *2011 IEEE International Conference on Acoustics, Speech and Signal Processing (ICASSP)*, 2011, pp. 4932-4935.
- [24] M. Viswanathan, "Simulation of Digital Communication Systems Using Matlab," Mathuranathan Viswanathan at Smashwords, 2013.
- [25] Mathuranathan, "Hard and Soft decision decoding," *Gaussianwaves.com*, 2009.
- [26] S. I. Mrutu, A. Sam, and N. H. Mvungi, "Trellis Analysis of Transmission Burst Errors in Viterbi Decoding," *International Journal of Computer Science and Information Security*, vol. 12, p. 46, 2014.

AUTHORS

Kilavo Hassan: Currently he is the Ph.D. student at Nelson Mandela African Institution of Science and Technology in the School of Computational and Communication Science and Engineering majoring Telecommunication Engineering. He received his B.Sc. Computer Science at the University of Dar es Salaam, Tanzania and His M.Sc. in Information and Communication Science Engineering majoring Telecommunication Engineering at the Nelson Mandela African Institution of Science and Technology Arusha Tanzania. His research interest includes Forward Error Correction, Embedded System and Automation System.



Kisangiri Michael, received his Ph.D. degree in Telecommunication Engineering (2008) and Master of Science in Telecommunication Engineering (2002), both from Wroclaw University of Technology - Poland. Since then he has been working as academician with several universities. Currently he works with Nelson Mandela African Institution of Science and Technology located in Arusha, Tanzania. His research interests include evolutionary computation in Telecommunication Networks, Antenna design and Triangular mesh modeling.



Salehe I. Mrutu received his B.Sc. and M.Sc. degrees in Computer Science from The International University of Africa in 2003 and the University of Gezira in 2006, both Universities from the Republic of Sudan. He received his Ph.D. in Information and Communication Science and Engineering in 2014 at Nelson Mandela African Institution of Science and Technology (NM-AIST) in Arusha. Currently Dr. Mrutu is serving as lecturer at the University of Dodoma (UDOM) under the College of Informatics and Virtual Education. His research interests include Forward Error Correction (FEC) Codes, algorithms analysis and designing, quality-of-service provisioning and resource management for multimedia communications networks.

